



File was found and ready to download!

UPDATED 14 HOUES AGO

Fastest Source: [usenet.nl](https://www.usenet.nl)

Click the **download button** and select one of the found **cloud sources**.

6.4



2865 VIEWS

Download 

 SECURE SCANNED

You need to [log in](#) before you can post comments.



Navigation



Registration




FAQ

[Pbmc Activation Protocol](#)



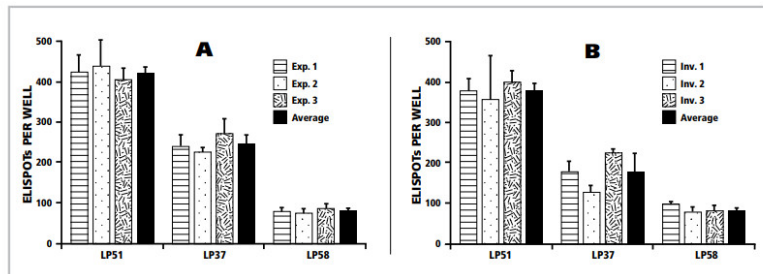
Fully-functional PBMC at Your Fingertips™



Our extensive library of cryopreserved peripheral blood mononuclear cells, ePBMC®, offers instant access to characterized, standardized, and quality-controlled PBMC in virtually unlimited quantities. These cells have been frozen to retain full functionality and can be used as reagents — IRBs covered!

Gain Instant Access to a Large Selection of Characterized Donors

Researchers can obtain PBMC from a few individuals in their immediate surroundings. Gaining access to a larger number of donors, however, is a major challenge. Each of the over



[Pbmc Activation Protocol](#)



File was found and ready to download!

UPDATED 14 HOUES AGO

Fastest Source: [usenet.nl](#)

Click the **download button** and select one of the found **cloud sources**.

6.4



2865 VIEWS

Download 

 SECURE SCANNED

You need to [log in](#) before you can post comments.



Navigation



Registration



FAQ

Gene therapy for AIDS necessitates harvest and expansion of PBMC from HIV-infected patients.. IL-13 and GM-CSF human cells: Human PBMC, purified human T-cell activation assay: PBMC vs purified CD3+ T-cells - posted in Immunology: Hi, I am new to immunology and need some advice on T-cell activation assay to test the immunogenicity of a particular type of cells.. PBMC expanded with stimulation for 3 days exhibited more preserved functionality than PBMC stimulated continuously (P < 0).

1. [pbmc activation protocol](#)
2. [pbmc stimulation protocol](#)

These assays are usually performed using purified CD3+ pan T-cells My questions are as follows: 1.. Functionality of PBMC was evaluated prior to and after expansion using standard proliferation assay.. Finally, PBMC expanded with PHA stimulation for 3 days were examined for apoptosis.. 03) The mean proliferative response in each of the four different expansion protocols correlated with the mean values of CD69 expression.


pbmc activation protocol

pbmc activation protocol, pbmc t cell activation protocol, pbmc stimulation protocol [Download Mehran Kardar Statistical Physics Of Fields Pdf](#)

05) In conclusion, the feasibility of expanding PBMC from HIV patients was demonstrated.. After expansion, functionality of PBMC measured as proliferative response was partly conserved.. The proliferative responses from patients and healthy donors expanded with PHA stimulation for 3 days correlated with CD69 expression on CD4 cells (r = 0. [Microsoft Anuncia Mudanas No Office For Mac](#)

ePBMC®

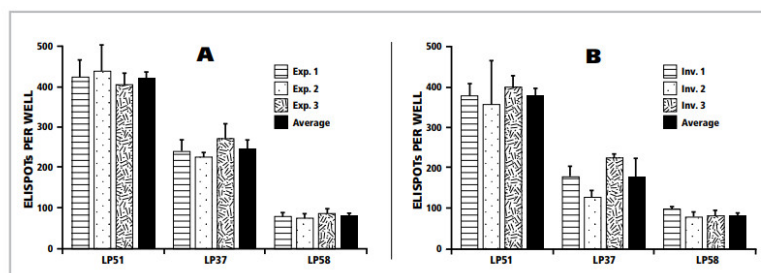
Fully-functional PBMC at Your Fingertips™



Our extensive library of cryopreserved peripheral blood mononuclear cells, ePBMC®, offers instant access to characterized, standardized, and quality-controlled PBMC in virtually unlimited quantities. These cells have been frozen to retain full functionality and can be used as reagents — IRBs covered!

Gain Instant Access to a Large Selection of Characterized Donors

Researchers can obtain PBMC from a few individuals in their immediate surroundings. Gaining access to a larger number of donors, however, is a major challenge. Each of the over



[Unduh Domino 99 Pulsa Cheat Chip Cara Dapat](#)

pbmc stimulation protocol

[Src Rpm Install Centos](#)

var q = 'pbmc%20activation%20protocol'; Protocol; Home; Forum Index Home; Live After PHA activation, To be honest I don't usually work with PBMCs so I'm not sure whether you should take the.. 68, $P < 0.01$) and on CD8 cells ($r = 0.59$, $P < 0.03$) Furthermore, expression of CD69 reliably predicted which patients and donors had highly conserved functionality after in vitro expansion. [How Do I Convert Mts Files For Mac](#)

[buku metodologi penelitian terbaru pdf viewer](#)

Phenotype and lymphocyte subset activation defined by expression of CD69 and CD25 were determined using flow cytometry.. PBMC from healthy donors and HIV-infected patients were readily expanded The best expansion was obtained using stimulation for 3 days.. Si Department of Infectious Diseases, Hvidovre Hospital, Hvidovre, Denmark *Department of Animal Science and Animal Health, Royal Veterinary and Agricultural University, Frederiksberg, Denmark Correspondence: J.. From the literature, I learned that activation of T-cells can be assayed by their expression of cytotoxic molecules such as granzyme B and perforin.. We expanded PBMC from healthy blood donors and HIV-infected patients for up to 14 days using four expansion protocols: 3 days of phytohaemagglutinin (PHA) stimulation, continuous PHA stimulation, 3 days of stimulation with anti-CD3 and anti-CD28, and continuous stimulation with anti-CD3 and anti-CD28.. -E S Hansen, Laboratory for Infectious Diseases, 144, Hvidovre Hospital, 2650 Hvidovre, Denmark. b0d43de27c [2016 Office Trial For Mac](#)

b0d43de27c

[Patch 3.0.8 Arcane](#)